



Instructions for Healthcare Facilities: Preparation and Collection of Compatible N95 Respirators for Decontamination by Duke Health Using the Duke Decontamination System with Hydrogen Peroxide Vapor

The U.S. Food and Drug Administration has issued an Emergency Use Authorization (EUA) for the emergency use of the Duke Decontamination System with Hydrogen Peroxide Vapor (“Duke Decontamination System”), operated by Duke University Health System (“Duke Health”), for use in decontaminating compatible N95 and N95-equivalent respirators (“compatible N95 respirators”) for reuse by healthcare personnel. Healthcare personnel should follow these instructions, as well as procedures at their healthcare facility, to prepare compatible N95 respirators for decontamination by Duke Health using the Duke Decontamination System.

- **Due to incompatibility, the Duke Decontamination System is not authorized for use with respirators containing cellulose-based materials.**
- **All compatible N95 respirators must be free of visible damage and soil/contamination (e.g., blood, dried sputum, bodily fluids, makeup).**
- **Compatible N95 respirators that are visually soiled or damaged should not be collected for decontamination and will be discarded.**
- **Compatible N95 respirators may be decontaminated up to 10 times.**
- **Any compatible N95 respirator with illegible markings to indicate the number of decontamination cycles completed should be discarded.**
- **Decontaminated, compatible N95 respirators are not sterile.**

On-Site Collection/Marking:

1. Every patient care location should have a designated collection station bin for contaminated compatible N95 respirators with the following note:
NOTE: Collection containers are for compatible N95 respirators only. Do not throw other personal protective equipment (such as gloves), paper towels, or waste in the collection bag.
2. Healthcare personnel should follow the instructions provided by their facility in *Instructions for Healthcare Personnel: Preparation of Compatible N95 Respirators for Decontamination by Duke Health using the Duke Health Decontamination System with Hydrogen Peroxide Vapor*.

Preparation for Transport:

1. The collection containers with the contaminated, compatible N95 respirators should be closed securely with the provided lid.
2. Decontaminate the outside with alcohol or other suitable decontaminant wipes.
3. The collection container is now ready for transport to Duke’s decontamination facility.

Transport to Duke’s Decontamination Facility:

1. Dedicated personnel will gather the collection containers on carts and transport them directly to a temporary holding area or decontamination facility.

Reuse Information:


Following decontamination, the facility will be provided with **decontaminated, compatible N95 respirators** that have been decontaminated using the Duke Decontamination System for reuse by healthcare personnel in a healthcare setting during the COVID-19 pandemic.

The decontaminated, compatible N95 respirators will be redistributed to the patient care location in clear, clam-shell boxes that are labeled “Clean.”



Before reuse, the healthcare facility should inspect each returned, decontaminated, compatible N95 respirator for:

1. Numeric indication that the decontamination cycle number is **10 or less**. **NOTE: Compatible N95 respirators should only be decontaminated 10 times and should then be discarded after use.**



2. Visible damage or soiling. **NOTE: Compatible N95 Respirators should be discarded and not reused if visually damaged or soiled.**

Any problems should be immediately reported to Duke Health.

Contact the Occupational and Environmental Safety Office: 919-684-2794




Instructions for Healthcare Personnel: Preparation of Compatible N95 Respirators for Decontamination by Duke Health Using the Duke Decontamination System with Hydrogen Peroxide Vapor

The U.S. Food and Drug Administration has issued an Emergency Use Authorization (EUA) for the emergency use of the Duke Decontamination System with Hydrogen Peroxide Vapor (“Duke Decontamination System”), operated by Duke University Health System (“Duke Health”), for use in decontaminating compatible N95 and N95-equivalent respirators (“compatible N95 respirators”) for reuse by healthcare personnel. Healthcare personnel should follow these instructions, as well as procedures at their healthcare facility, to prepare compatible N95 respirators for decontamination by Duke Health using the Duke Decontamination System.

- **Due to incompatibility, the Duke Decontamination System is not authorized for use with respirators containing cellulose-based materials.**
- **All compatible N95 respirators must be free of visible damage and soil/contamination (e.g., blood, dried sputum, bodily fluids, makeup).**
- **Compatible N95 respirators that are visually soiled or damaged should not be collected for decontamination and will be discarded.**
- **Compatible N95 respirators may be decontaminated up to 10 times.**
- **Any compatible N95 respirator with illegible markings to indicate the number of decontamination cycles completed should be discarded.**
- **Decontaminated, compatible N95 respirators are not sterile.**

Compatible N95 Respirator Collection:

1. Remove the compatible N95 respirator using the appropriate procedure in [N95 Respirators and Face Shields: Instructions for Extended Use and Reuse](#).
2. **Discard the mask if it has been decontaminated and used 10 times.**
3. Place your compatible N95 respirator into the collection bin (pictured below) located in your patient care location.



If the bin is full or overflowing, please dial 1-919-384-1600, Option #4.


Receiving Decontaminated Compatible N95 Respirators:

The decontaminated compatible N95 respirators will be redistributed to the patient care units in clear, clam-shell boxes that are labeled Clean.



After receiving your decontaminated, compatible N95 respirator, please check the following:

1. Ensure there is no visible soil or damage.
2. Ensure that the number of tick marks on any decontaminated, compatible N95 respirator (shown below) indicating number of decontamination cycles performed is **10 or less**.
3. Perform the seal check to ensure an appropriate fit.



If at any time there is visible soil or damage or the elastic strap marks are not legible, discard the respirator. **Discard the respirator after 10 decontamination cycles.**

Don the decontaminated, compatible N95 respirator using the appropriate procedure as stated in [N95 Respirators and Face Shields: Instructions for Extended Use and Reuse](#).

Any problems should be immediately reported to Duke Health.

Contact the Occupational and Environmental Safety Office: 919-684-2794